
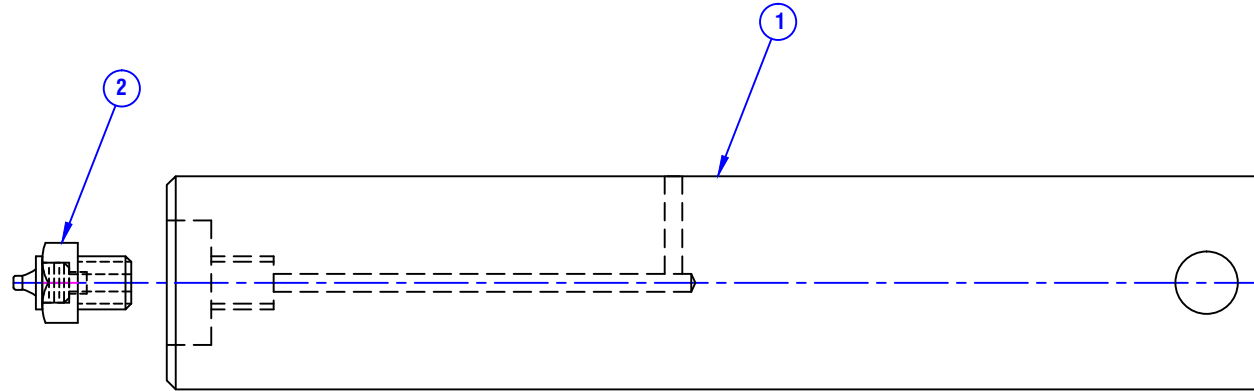
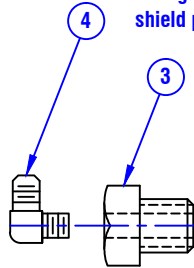


CONFIDENTIAL & PROPRIETARY

All data contained in this document is sole property of **DRY SYSTEMS TECHNOLOGIES** and is considered confidential and proprietary. This document may not be reproduced, released to third parties, or used for purposes other than for which it was furnished, without express written consent of **DRY SYSTEMS TECHNOLOGIES**. This document remains property of **DRY SYSTEMS TECHNOLOGIES** and must be returned upon request.

Fitting hoses to zone block to grease shield push cylinder base pin



ITEM	PART NO.	QTY.	DESCRIPTION
1	M363-205-01	4	PIN, CYLINDER, BASE END
2	M350-686-02	2	GREASE BOLT - SHIELD LIFT CYL BASE
3	M363-205-02	2	GREASE BOLT - SHIELD PUSH CYL BASE
4	M511-510-01	2	2501-04-02-FG MJ-MP 90
5	M515-500-26	4	PIN KEEPER BOLT - 3/4 -10 X 6 GR 8 HHCS
	M515-560-04	4	3/4 - 10 TOP LOCK NUT

TOLERANCES			
Linear unless noted			
Machined: ±0.005			
Fabricated: ±0.02			
Angular: ±1/2°			
Surface finish 125			
REV	DATE	NAME	DESCRIPTION

DRY SYSTEMS TECHNOLOGIES
 10420 RISING COURT
 WOODRIDGE, IL 60517
 Phone: 630-427-2051 Fax: 630-427-1036
 E-Mail: eng@dryssystemstech.com

DESCRIPTION			NO RECD
PIN, CYLINDER BASE END ASSEMBLY			4
SCALE	DATE	DRAWN BY	
Full	Dec 08 2015	W Fox	
MATERIAL		APPROVED BY	
DRAWING NO		SECTION 3-08	

